

# This time **WISH** Thank you for the purchase.

This book **W i s h** The theory of ..drinking.. handling according to the driver's operation.  
Discernment.  
Read ahead of the use to use it safely and comfortably.



- Driving defends traffic rule manners, and distributes the nature to a natural environmental protection.
- Read "HDD navigation system manual" of the separate volume also of the installation of the HDD navigation system.
- Read "DVD voice navigation system system manual" of the separate volume also of the installation of the DVD voice navigation system system.
- Toyota..shop..install..equipment..shop..option..handle..the..commodity..attachment..manual..read. • Claim the catalog about equipment in the shop.
- Ask the charge sales staff an uncertain point. -

It describes to "Maintenance note", and read the guarantee and maintenance also. -

The address and the where to make contact in the Toyota shop have been described to "Maintenance note" as service net/customer consultation telephone net. -

Keep the manual in the car importantly with the maintenance note so that it is always shown. -

Apply this manual and the maintenance note to the car for the following user when the car is transferred.

## Composition of this book

This book is composed of the following Chapter 8.  
Especially, "It would like you to defend without fail for the safety drive" in Chapter 1 is important. Read firmly.

### *Chapter 1: I must would like you to defend without fail for the safety drive.*

"It is likely to reach injury and a serious accident and a vehicle fire", "General attention", and the evasion method consolidate in this chapter and it is described. It is important, and read.

### *Chapter 2: Basic operation Haya understanding*

It easily explains a basic operation for the first time for the person from whom it takes this car.

### *Chapter 3: Handling of driving device*

It explains the opening and shutting of the door, how for the seat, the seat belt, and the engine to start, and the handling such as the gear-shift, meters, and switches.

### *Chapter 4: Handling of the indoor equipment*

It explains the handling of the air conditioner and the indoor equipment goods (the clock and small articles put).

### *Chapter 5: Explanation and attention of safety and comfortable equipment*

It explains attention in the function explanation of safety and comfortable equipment such as SRS air bags and ABS and handling.

### *Chapter 6: Good way with car to associate*

It explains handling by the season and an economical environment friendly operating method, etc.

### *Chapter 7: Maintenance*

It explains the method and the daily check of the maintenance of the car.

### *Chapter 8: At the emergency*

It explains a necessary treatment method at the emergency when breaking down and blowing out.

# About the display

## Display concerning safety

"There is a possibility that those who drive and other person receive injury", "It is likely to lead to the breakdown and the damage of the vehicle", and the evasion method have been described by the following display. These are important, and observe it reading without fail.



In the worst case, reach injury and a serious accident and a vehicle fire if you do not defend the description matter or, it is likely to lead to the death.



It is likely to lead to injury, the breakdown of the vehicle, and damage if you do not defend the description matter.

## Other displays

"Thing convenient when knowing" and "It would like you to know" have been described by the following display.



Knowledge

Thing convenient when knowing!  
must would like you to know.

## About the mark of the illustration

The following mark has been described in the illustration that shows the act of not doing.



Act of not doing.

# View of operation explanation (Chapter 3-8)

It explains a basic pronunciation to explain the operation (Chapter 3-8).

Title	-	Header	Tsmetaitol
It is distinguished according to the hierarchy.	We will inform that the presence of the installation is different depending on the grade etc.	The content of the page is guided.	The title of each chapter is guided.

ハンドル、ミラーの調整

ハンドル、ミラーの調整

**ハンドル、ミラーの調整**

**ミラーの調整**

● **ドアミラーの調整のしかた★**

■ 鏡面調整のしかた

メインスイッチ

位置調整スイッチ

- 1 メインスイッチを押します。  
メインスイッチの右側（R）または左側（L）を押します。
- 2 角度を調整します。  
位置調整スイッチでミラーの角度を調整します。
- 3 メインスイッチを中立にします。  
調整したあとはメインスイッチを中立の位置にもどします。

**注意** 走行中は、ミラーの調整をしないでください。運転を誤り思わぬ事故につながるおそれがあります。

**注意** ミラーが動いているときは手をふれたりしないでください。手を挟んでけがをしたり、ミラーの故障などの原因になるおそれがあります。

**知識**

**作動条件について**

エンジンスイッチがA C CまたはO Nのとき使用できます。

154 ★はグレード等により装着の有無が異なります。

155

Operation points	Knowledge	Attention	Warning
The operation points have been described.	Refer to last page.	Refer to last page.	Refer to last page.

- Describe in this book based on the international unit system (unit of abbreviation SI) along with the enforcement of the new measurement method, and so far{ } It describes in the inside.

# About the retrieval method


In this book, to read what the customer wants to learn quickly, the following devices are done.



Search from the title.

6

- "Contents"
- "TsmetaitoI"
- "Contents of start of each chapter"



Search from the installation position.

8

- "Illustration contents"



Search from the name.

496

- "Do not regret by 50 tuning forks."



Search from the warning light.

506

- "Warning light"



Search from the symptom.

496

- "Do not regret by 50 tuning forks."  
" (item of character with color)

# Contents

CONTENTS

---

Illustration contents 8

---

**1** I must would like you to  
defend without fail for the  
safety drive. 13

---

**2** Basic operation Haya understanding  
(To the person who takes this car for the first time.) 95

---

**3** Handling of driving device 114

---

**4** Explanation and attention of  
safe handling

---

**5** 297 and comfortable equipment  
of the indoor equipment 343

---

**6** Good way with  
car to associate 381

---

**7** Maintenance 399

---

**8** At the emergency 457

---

さくいん 495

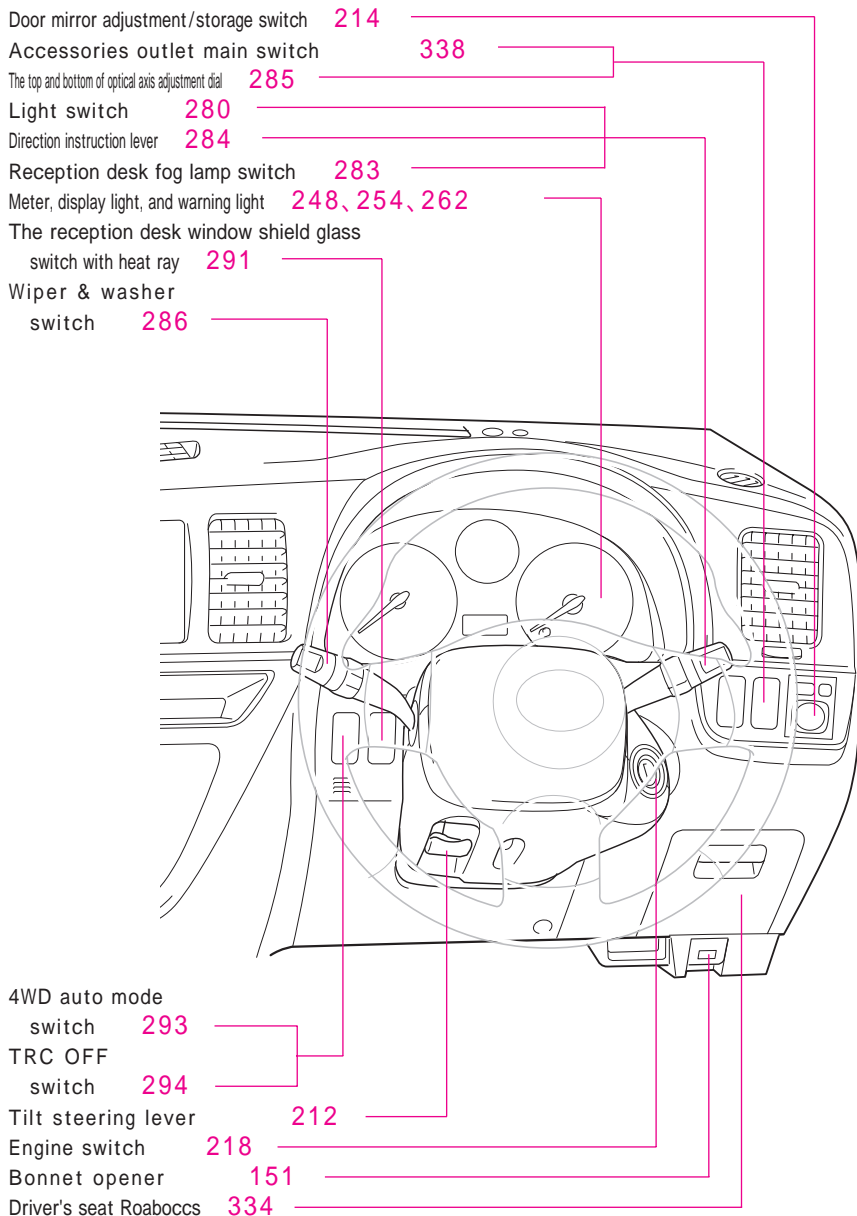
---



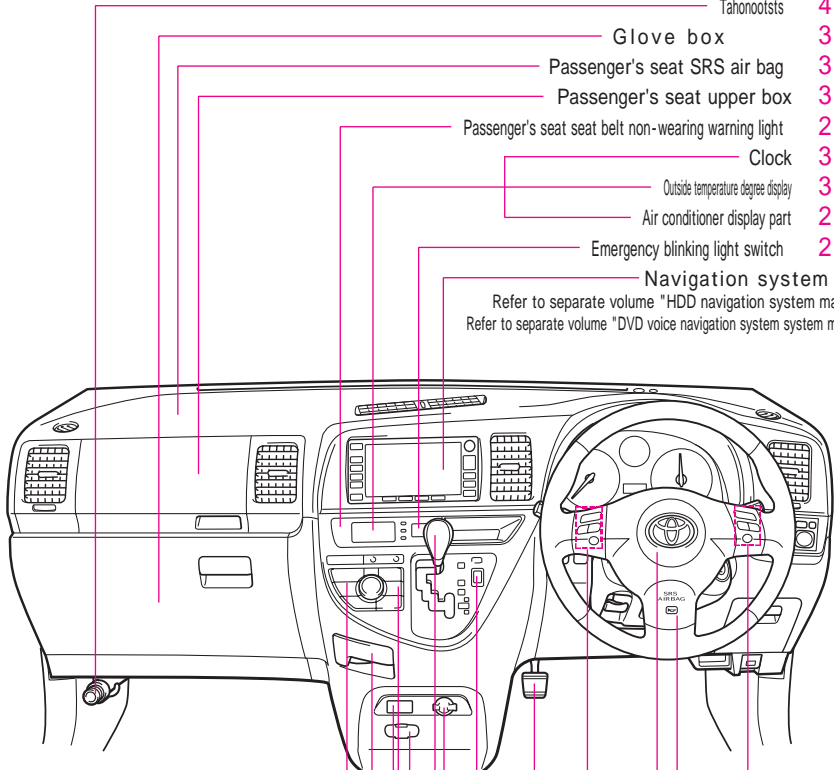
• For safety and a comfortable drive	14	• About maintenance	73
• About the safety equipment	42	• Overheating and emergency accident	86
• About the driving device	66	• Other attention	89
• Opening and shutting of each part	96	• Warning light	106
• Adjustment of seat	98	• Handling of switches	108
• Wearing of seat belt	100	• Air conditioner	110
• When you drive	102		
• Opening and shutting of door	116	• How for engine to start	218
• Adjustment of seat	154	• How to use of the gear-shift.	222
• Seat arrangement	170	• How 240 to drive automatic car	246
• Wearing of seat belt	196	• Usage of parking brake pedal	248
• Fixation of child seat	204	• View of meter, display light, and warning light	248
• Adjustment of steering wheel mirror	212	• How to use of the switch.	280
• Handling of air conditioner	298	• How to use of the indoor equipment goods. (interior light and clock, etc.)	326
• Handling of ETC	310		
• SRS air bag	344	• Super CVT. i	370
• Seat belt relation	358	• Active torque control 4WD	372
• ABS and brake assistance	360	• Anti-theft system	374
• TRC·VSC	365	• Dischargeheddoramp	376
• Super ECT	368	• Mirror glass relation	377
• Electronically controlled throttle 369 (ETCS i)			
• About driving rain on the day	382	• Economical driving	392
• Handling at the cold	383	• For the environmental protection	395
• Maintenance of car	400	• Maintenance data	448
• Daily check	434		
• Tool, spare tire, and Tahonootsts	458	• When overheating	484
• When breaking down	468	• About pulling	488
• When blowing out	470	• When the accident happens	492
• When the battery goes up,	480.		
• 50 tuning fork	496	• Warning tuning fork	506

# Illustration contents

## Instrument panel



	Tahonootsts	466
	Glove box	333
	Passenger's seat SRS air bag	344
	Passenger's seat upper box	334
	Passenger's seat seat belt non-wearing warning light	263
	Clock	329
	Outside temperature degree display	329
	Air conditioner display part	298
	Emergency blinking light switch	292
	Navigation system	
	Refer to separate volume "HDD navigation system manual".	
	Refer to separate volume "DVD voice navigation system system manual".	
Air conditioner operation part	298	
Multibox(with cup holder & coin pocket)	334	
Accessories outlet	338	
Riyauindudefoggar (cloudy removing) switch	290	
Mirror heater switch	216	
Terminal VTR		
Refer to separate volume "HDD navigation system manual".		
Gear -shift	222, 230	
Accessories socket	330	
SNOW switch	235, 238	
Parking brake pedal	246	
Steering wheel switch		
Refer to separate volume "HDD navigation system manual".		
Driver's seat SRS air bag	344	
Horn	295	
Steering wheel switch switch		
Refer to separate volume "HDD navigation system manual".		



# Illustration contents

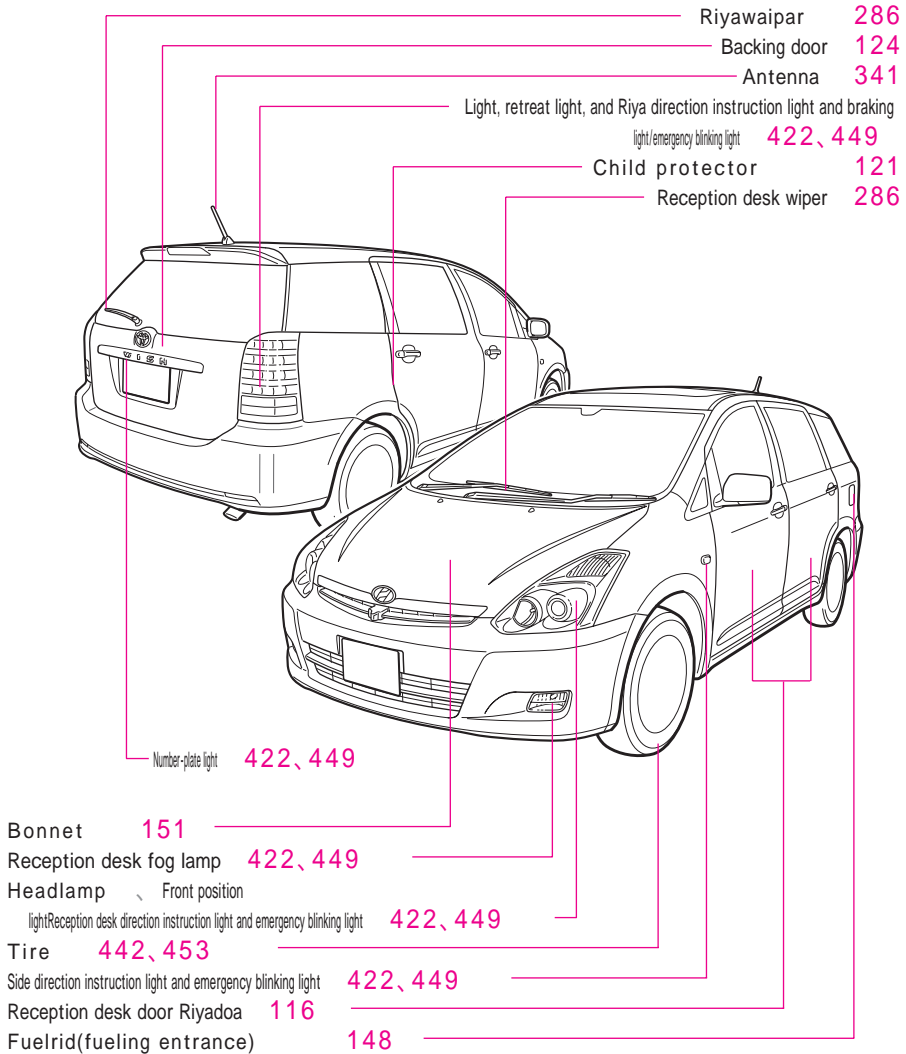
## R o o m

	Sun visor/vanity mirror	326
	Inner mirror	213
	Reception desk personal lamp	327
	Moon roof switch	134
	Power window switch(driver's seat)	129
	Electric door lock switch	119
	Down of ceiling LED light	328
	SRS curtain shield air bag	345
	Three point expression seat belt	199
	Adjustable seat belt anchor	200
	Rear seat display	
	Refer to separate volume "HDD navigation system manual".	
	Power window switch(Riya)	129
	Three point expression seat belt	199
	Interior light	326
Fuelriddoorpnar	148	
Reception desk seat	157	
SRS side air bag	345	
Secandoshet	161	
Two point expression seat belt	202	
Riyaarmurest	167	
Cup holder & Armurestoboccs	335	
Third seat	168	
Three point expression seat belt	199	
Luggage box	340	

- It includes it in the difference of equipment and the option equipment, etc.

# Illustration contents

## Vehicle externals



Contents



Warning

Basic  
contents, operation

Driving  
Handling  
device

The  
Handling indoor  
equipment

Good, Safety  
of  
To  
theory, outside  
and  
equipment

How  
to  
attention  
associate driving  
car

Vehicle

Myriad  
One(D)

etc

Index

# ***MEMO***